



Adaptor Kit - Jones to Harting

Model No. 2889

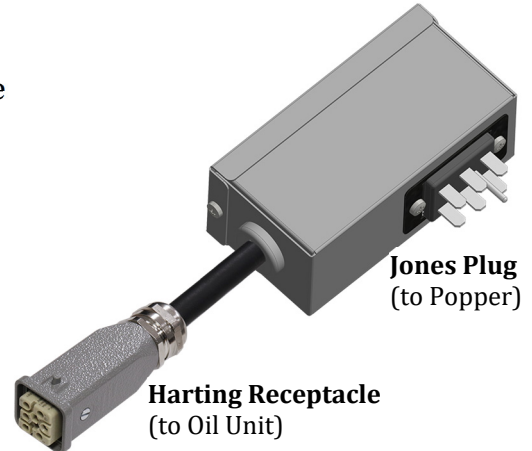
Description

The Jones Plug connectors on the oil harness assembly are replaced by Harting connectors.

Kit includes:

- Jones to Harting Adaptor (PN 115723), see image
- Instruction Sheet (PN 110314).

Use adaptor shown to connect an oil unit with a Harting plug to a popper with a Jones Plug Assembly.




Adaptor Installation


Make sure the units are off and allowed to cool before attempting to plug/unplug an oil unit to a popper.

Connect Oil Unit and Popper using a **Harting to Jones Adaptor** (PN 115723)

Step 1: Connect Harting receptacle end to Harting plug on oil unit.
Align plug pins with 6 prong Harting receptacle.




Step 2: Fully lock plug to receptacle.



Step 3: Connect Jones Plug to Jones receptacle on the popper's oil harness.

Align plug pins with 6 prong receptacle—make sure harness is securely plugged in.



General images shown for reference.